

INTUITIVE. FLEXIBLE.

Image Suite Just Got Sweeter.



IMAGE SUITE DELIVERS THE BENEFITS YOU NEED.

Image Suite V4 Software has set a new benchmark for workflow efficiency in smaller facilities. Get the high-quality images you need with a system that's a perfect fit.

AFFORDABLE.

Image Suite is designed to save money for private practices and smaller clinics – and now, with the mini-PACS module fully optional, you can choose to add this feature when you need it.

EASY TO USE.

Our next-generation user interface makes operation more intuitive than ever. Your technologists will be acquiring images like pros in no time. Watch your efficiency and productivity skyrocket.

POWERFUL.

This little workhorse delivers automatic image processing, advanced editing tools and image-rejection analysis capabilities. Remote order entry and PACS access let you use the system throughout your facility.

FLEXIBLE.

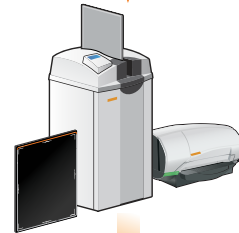
The system is easily customized to meet your specific business needs. Get the features you need now, and add capabilities as your practice grows.

PERFECT COMPANIONS.

CARESTREAM Image Suite Software +
CR + DR Systems + Laser Printers



SCHEDULE




ACQUIRE



VIEW/EDIT



DIAGNOSE/REPORT



PRINT/ARCHIVE

SCHEDULE

Accelerate the Registration Process – From Anywhere.

- Register patients remotely with Web-based software.
- Graphics allow for quick and easy selection of body parts and views.
- Add new body parts and views, edit existing ones or apply custom processing.
- Connect with DICOM- or HL7-compliant EMR/RIS systems for a simplified workflow.

ACQUIRE

Capture High-quality Images Quickly and Easily by Pairing Image Suite with Carestream CR and DR Systems.

- Acquire images from up to two DRX Core Detectors or from VitaFlex, Vita XE and Classic CR Systems.
- Enjoy an enhanced user experience with the touch-friendly user interface and simple navigation.
- Count on consistent image quality with Enhanced Visualization-Automatic Image Processing (EVP+).
- Clinical tools and applications include circular masking, histogram, analysis, ROI pixel value and more.
- Improve image quality and accelerate workflow using reference positioning images and sample X-ray image guides.
- Perform mammography exams with DIRECTVIEW Classic CR.
- Use the image-rejection-analysis feature to track issues with exams.
- Automatically acquire DAP and technique information, eliminating the need for manual entry.

Industry-Leading Performance: Meet Our Family of DRX Detectors.

Our portfolio of DR detectors includes wireless, shareable and fixed models to meet your demands based on exam type, detector size, dosage level, and budget. Discover the right detector for your needs at carestream.com/detectors



DR Detectors



Vita Flex CR System



Image Suite V4 Software



DRYVIEW 5700 Laser Imager

VIEW/EDIT

Obtain High-quality Images.

- Improve workflow and productivity with Image Suite's simple, easy-to-use image-acquisition screen.
- Fine-tune image processing with the click of a button, using simple slide bars to adjust brightness, contrast or detail from the acquisition screen.
- Use up to eight concurrent Web-viewer sessions for increased productivity.
- Utilize specialized measurement tools for chiropractic, orthopaedic or mammography*.
- Automatic and Manual Stitch Editors allow you to manipulate and paste individual images together to create precisely the long length view you need.
- Access patient images and reports anywhere with the Tablet Viewer on an iPad.

DIAGNOSE/REPORT

Speed Diagnoses and Improve Patient Care.

- Boost productivity by viewing multiple images simultaneously via dual-monitor support on Web clients.
- Receive images from CT, MR, ultrasound and additional CRs/DRs with optional DICOM store SCP software.
- Generate/review reports on multiple Web clients throughout your facility.
- Perform system-quality testing with Image Suite's Total Quality Tool software.
- Safely transfer DICOM images over the Internet without the necessity of VPN or encrypted tunnel connections using the OmniLink software – ideal for mobile applications.

PRINT/ARCHIVE

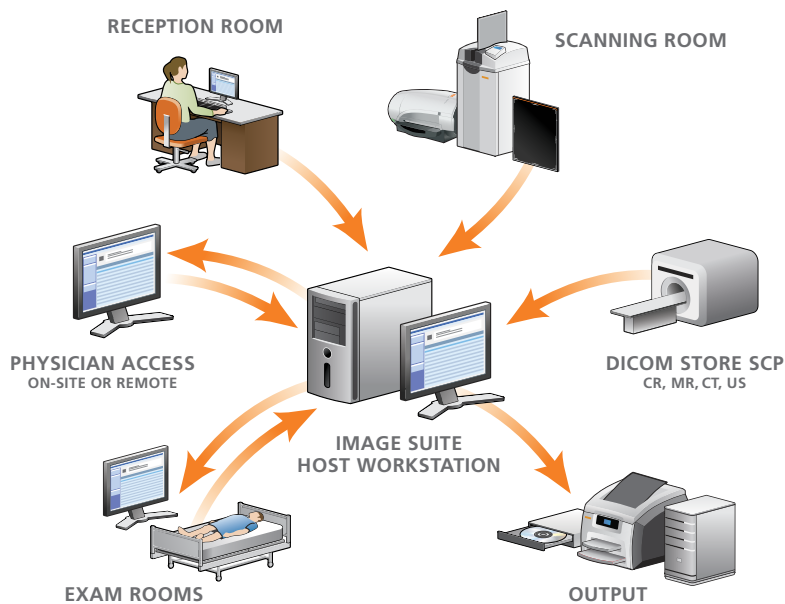
Share and Store Images Efficiently.

- Maximize security with on-demand or scheduled backup.
- Perform backups to CDs and removable USBs for offline storage.
- Optimize usability of images with JPEG or DICOM export tools.
- Support multi-format print composition with independent image-editing capabilities.

* Specialized tools for mammography not available in the U.S. and Canada.

THE IMAGE SUITE SOLUTION.

A Complete Digital-Image Acquisition and Management System.



Available Options for Image Suite/V4 Software

- Clinical Report Software
- Mini-PACS Archiving Software
- Web Viewer Licenses – up to eight
- Long-Length Imaging Cassettes/Wallstands
- DICOM Store Service Class Provider (SCP)
- TQT Phantom
- Advanced Measurement Tools
- Mammography Feature Software†
- Increase Acquisition Storage Size License
- Web Appointment Multiple Instance License
- OmniLink Bundle
- Tablet Viewer Software

A Community of Service and Support

For dependable service, look to our Customer Success Network.

We work continuously to improve your imaging performance, help you to innovate as needs change, and make the most of your budget and resources. Carestream's Customer Success Network surrounds you

with a dynamic team of experts, with a Single Point of Entry for easy, customized access to the right people in every situation. You and your patients will benefit from the expertise and best practices only Carestream can deliver – based on thousands of customer engagements worldwide and our 100-year heritage in medical-imaging innovation.



carestream.com

